

Mean, Median, Mode

Date _____ Period _____

Find the mode, median, and mean for each data set.

1) Car Weights (kg)

1,695 1,755 1,595 1,720 1,785
 1,775 905 1,610 1,745 1,415
 1,790 1,445 1,275 1,695 1,240
 1,410 1,115

2) Educational Attainment by US State



3) Shoe Size

9 8 7.5 8.5 8 7.5
 7.5 8 7.5 8 6 7.5
 6 10 7.5 10 10

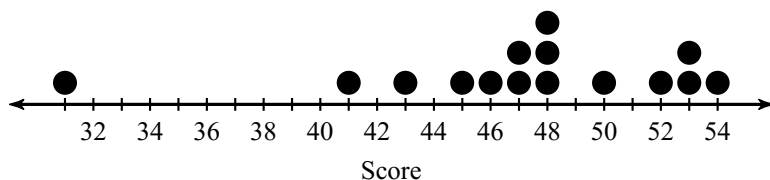
4) Life Expectancy

Country	Years	Country	Years	Country	Years	Country	Years	Country	Years
The Gambia	59	Gabon	64	Lebanon	80.5	Bulgaria	74.5	Greece	81
Cuba	79.4	Nicaragua	74.5	Nauru	73	Myanmar	68	Equatorial Guinea	54
Liechtenstein	80.7	Kiribati	68	Cape Verde	74.5	Ivory Coast	56.5	Senegal	64

5) Test Scores

51 38 50 53 49 49 48
 50 52 47 36 42 46 47
 48 48

6) Test Scores



7) # Words in Book Titles

5	2	6	4	3	2	2	2
3	2	5	6	4	2	3	1
4							

8) Age at First Job

12	15	15	18	16	14	22
16	14	18	14	16	18	13
17	18					

9) Age At Inauguration

President	Age
Chester A Arthur	51
Herbert Hoover	54
James Buchanan	65
William H Harrison	68
James A Garfield	49

President	Age
Lyndon B Johnson	55
Grover Cleveland	47
Richard Nixon	56
George Washington	57

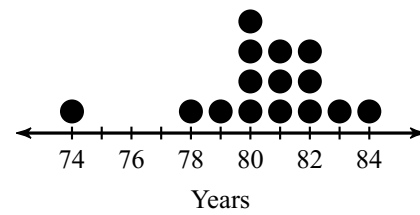
President	Age
Zachary Taylor	64
George H W Bush	64
Benjamin Harrison	55
James Monroe	58

President	Age
Franklin Pierce	48
Warren G Harding	55
Abraham Lincoln	52
Millard Fillmore	50

10) Shoe Size

9	8.5	9	7.5	7	8.5	9.5
8	4	8	8	6	9	9.5
5.5						

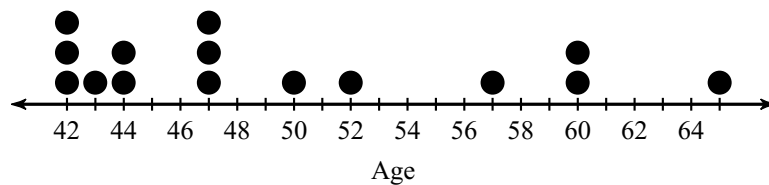
11) Life Expectancy by State



12) Goals in a Hockey Game

9	4	3	7	7	5	3	7
4	5	12	9	3	5	5	

13) US Senators When Assuming Office



14) 2012 Summer Olympics

Country	Medals
Hungary	18
Ireland	5
Kenya	11
Belarus	12

Country	Medals
United States	104
Serbia	4
Switzerland	4
Great Britain	65

Country	Medals
Croatia	6
Slovenia	4
Russia	81

Country	Medals
Canada	18
Lithuania	5
Ethiopia	7

Country	Medals
China	88
Denmark	9
Czech Republic	10