

Algebra 1

August 27, 2013

Content and Language Objective:

Students will explain in writing how to interpret two-way frequency tables using sequential words (first, second, third...) after completing a table with a partner and using :

- a.) vocabulary graphic organizers
- b.) teacher led examples.

DO NOW

What would be the best way to display data about the number of male and female students whose favorite channel was Disney, Nickelodeon, Cartoon Network, or Animal Planet?

Algebra 1

August 27, 2013

Content and Language Objective:

Students will explain in writing how to interpret two-way frequency tables using sequential words (first, second, third...) after completing a table with a partner and using :

- a.) vocabulary graphic organizers
- b.) teacher led examples.



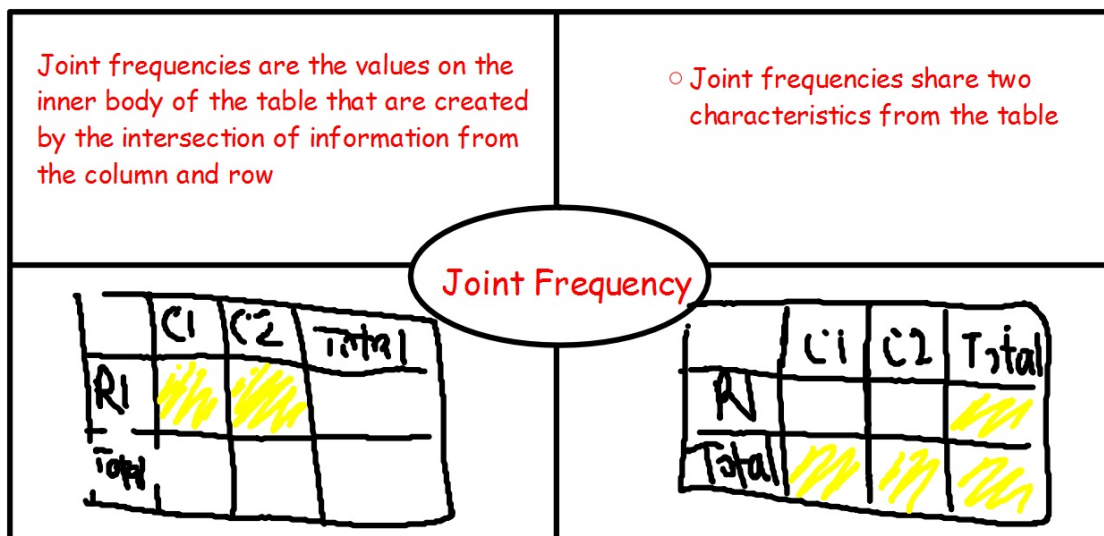
Algebra 1

August 27, 2013

Content and Language Objective:

Students will explain in writing how to interpret two-way frequency tables using sequential words (first, second, third...) after completing a table with a partner and using :

- a.) vocabulary graphic organizers
- b.) teacher led examples



Algebra 1

August 27, 2013

Content and Language Objective:

Students will explain in writing how to interpret two-way frequency tables using sequential words (first, second, third...) after completing a table with a partner and using :

- a.) vocabulary graphic organizers
- b.) teacher led examples

Marginal frequencies are created when the totals of the rows, columns, or table are found

- Add the totals in each column
- Add the totals in each row

Marginal Frequency

	C1	C2	Total
R1			
Total			

	C1	C2	Total
R1			
Total			

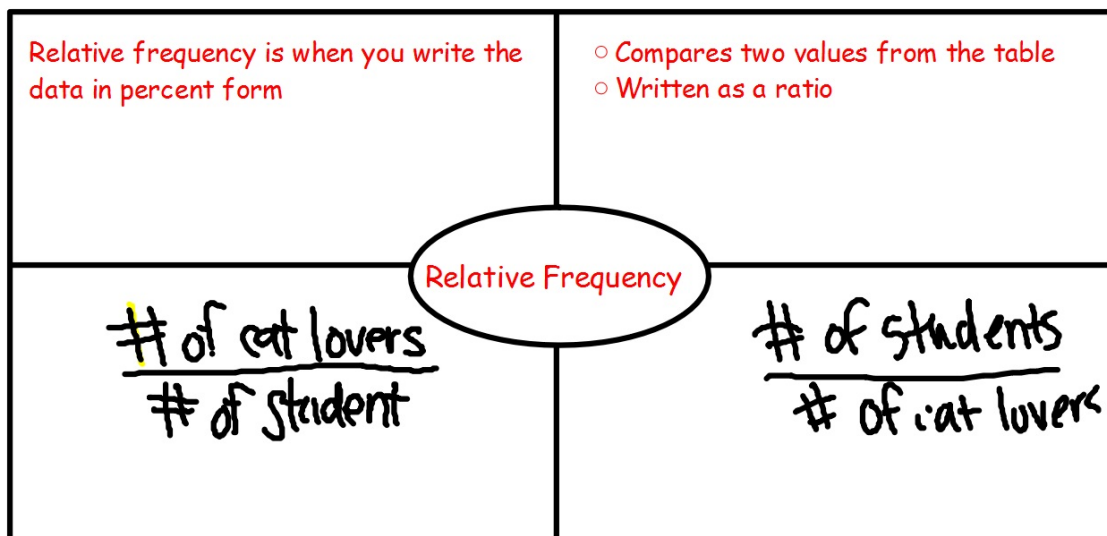
Algebra 1

August 27, 2013

Content and Language Objective:

Students will explain in writing how to interpret two-way frequency tables using sequential words (first, second, third...) after completing a table with a partner and using :

- a.) vocabulary graphic organizers
- b.) teacher led examples



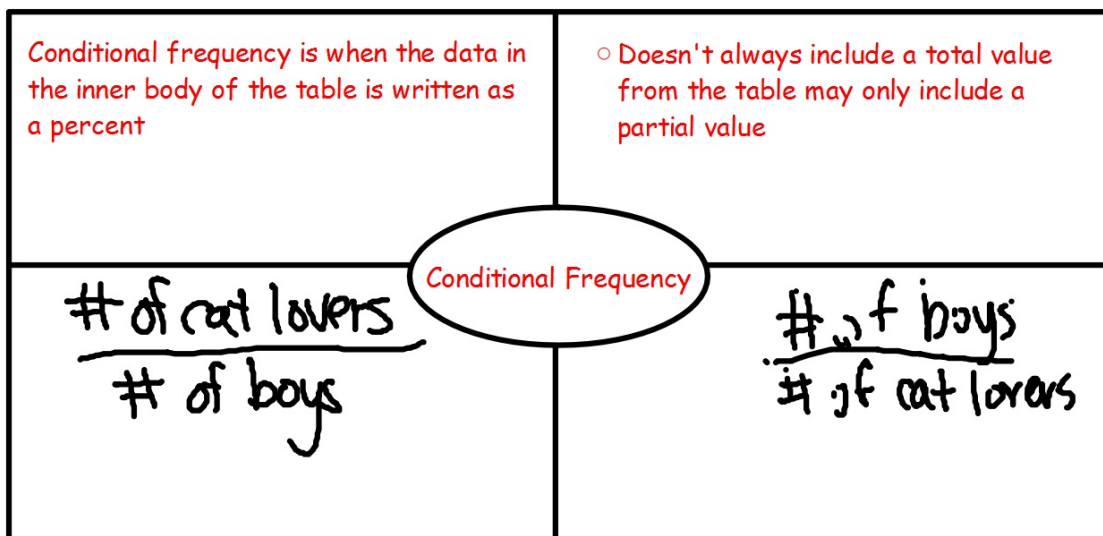
Algebra 1

August 27, 2013

Content and Language Objective:

Students will explain in writing how to interpret two-way frequency tables using sequential words (first, second, third...) after completing a table with a partner and using :

- a.) vocabulary graphic organizers
- b.) teacher led examples



EXIT TICKET

1. Explain in your own words how we can find the joint frequencies, marginal frequencies in a two-way table.
2. Explain in your own words what relative frequency is and why it is useful.